
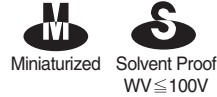


MINIATURE ALUMINUM ELECTROLYTIC CAPACITORS



RM Wide Temperature Range, Miniaturized Series

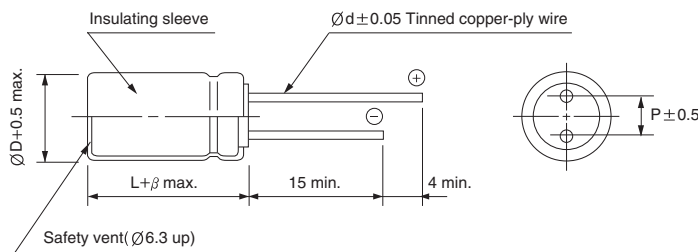
- Miniature size compared with RD series
- High CV value
- Wide operating temperature range of -55 ~ +105°C
- Complied to the RoHS directive



Item	Characteristics										
Operating temperature range	WV	6.3 ~ 100 160 ~ 450									
	Temperature range	-55 ~ +105°C -40 ~ +105°C									
Leakage current max.	WV ≤ 100										
	I = 0.01CV or 3µA whichever is greater (after 2 min) I = 0.03CV or 4µA whichever is greater (after 1 min)										
Capacitance tolerance	WV > 100										
	I = 0.02CV + 15µA (after 5 min)										
Capacitance tolerance	±20% at 120Hz, 20°C										
Dissipation factor max. (at 120Hz, 20°C)	Capacitance > 1000µF : tanδ increases by 0.02 for each 1000µF from below value.										
	WV	6.3	10	16	25	35	50	63	100	160~250	350~450
tanδ	0.28	0.24	0.20	0.16	0.14	0.12	0.10	0.08	0.15	0.20	
Low temperature characteristics (Impedance ratio at 120Hz)	WV	6.3	10	16	25	35	50~100	160	200~250	350~400	450
	Z-25°C/Z+20°C	5	4	3	2	2	2	3	4	6	8
	Z-40°C/Z+20°C	10	8	6	4	3	3	4	8	10	12
Load life (after application of the rated voltage for 2000 hours at 105°C)	Leakage current	Less than specified value									
	Capacitance change	Within ±20% of initial value									
	tanδ	Less than 200% of specified value									
	∅D	∅D ≤ 8					∅D ≥ 10				
Life time	1000 hours					2000 hours					
Shelf life (at 105°C)	After 1000 hours no load test, leakage current, capacitance and tanδ are same as load life value. The measurement shall be performed at 20°C by the KS C IEC 60384 - 4										

DRAWING

Unit : mm



∅D	6.3	8	10	12.5	16	18
P	2.5	3.5	5.0	5.0	7.5	7.5
∅d	0.5	0.6	0.6	0.6	0.8	0.8
β	1.5		2.0			

FREQUENCY COEFFICIENT OF PERMISSIBLE RIPPLE CURRENT

WV	µF	Frequency					
		60Hz	120Hz	1kHz	10kHz	50kHz	100kHz ≤
6.3~100	~ 47	0.75	1.00	1.55	2.00	2.30	2.00
	68 ~ 680	0.80	1.00	1.35	1.50	1.62	1.75
	1000 ~	0.85	1.00	1.15	1.15	1.32	1.50
160~500	~ 220	0.80	1.00	1.40	1.60	1.70	1.80
	330 ~	0.90	1.00	1.13	1.15	1.32	1.50

MINIATURE ALUMINUM ELECTROLYTIC CAPACITORS

RM series

● DIMENSIONS & MAXIMUM PERMISSIBLE RIPPLE CURRENT

μF \diagdown WV	6.3	10	16	25	35	50	63	100	160	200	250	350	400	450
1.0														6.3 × 11 13
2.2												6.3 × 11 23	8 × 11.5 28	8 × 11.5 23
3.3											6.3 × 11 30	8 × 11.5 34	8 × 11.5 34	10 × 12.5 33
4.7										6.3 × 11 34	8 × 11.5 40	8 × 11.5 40	10 × 12.5 47	10 × 12.5 39
6.8										8 × 11.5 49	10 × 12.5 56	10 × 12.5 56	10 × 16 62	10 × 16 52
10									8 × 11.5 59	8 × 11.5 59	10 × 12.5 68	10 × 16 75	10 × 16 75	10 × 20 68
15									10 × 12.5 84	10 × 12.5 84	10 × 16 92	10 × 16 92	12.5 × 20 115	12.5 × 20 96
22									10 × 12.5 102	10 × 16 111	10 × 16 111	12.5 × 20 139	12.5 × 20 140	12.5 × 25 127
33								8 × 11.5 139	10 × 16 136	10 × 20 149	10 × 20 149	12.5 × 25 180	16 × 25 211	16 × 25 117
47								10 × 12.5 190	10 × 20 177	12.5 × 20 203	12.5 × 20 203	16 × 25 252	16 × 25 252	16 × 31.5 231
68								10 × 12.5 229	12.5 × 25 267	16 × 20 279	12.5 × 25 267	16 × 31.5 303	16 × 31.5 332	16 × 35.5 291
100						8 × 11.5 218	8 × 11.5 239	10 × 16 304	12.5 × 25 324	16 × 25 368	16 × 25 368	18 × 31.5 432	18 × 35.5 453	18 × 40 397
150						8 × 11.5 267	10 × 12.5 293	10 × 20 372	16 × 25 450	16 × 25 450	16 × 31.5 450	18 × 35.5 554		
220				6.3 × 11 224	8 × 11.5 280	10 × 12.5 376	10 × 16 451	12.5 × 20 564	16 × 31.5 596	18 × 31.5 641	18 × 35.5 671			
330			6.3 × 11 248	8 × 11.5 324	10 × 12.5 400	10 × 16 504	10 × 20 603	16 × 25 856	18 × 31.5 784	18 × 40 863				
470		6.3 × 11 272	8 × 11.5 349	8 × 11.5 386	10 × 12.5 476	10 × 20 657	12.5 × 20 824	16 × 25 1021	18 × 40 1030					
680	6.3 × 11 295	8 × 11.5 386	8 × 11.5 420	10 × 12.5 540	10 × 16 627	12.5 × 20 905	12.5 × 25 1082	16 × 31.5 1344						
1000	8 × 11.5 422	8 × 11.5 469	10 × 12.5 592	10 × 16 717	10 × 20 829	12.5 × 25 1197	16 × 25 1490	18 × 35.5 1835						
1500	10 × 16 621	10 × 16 680	10 × 20 797	12.5 × 20 993	12.5 × 25 1136	16 × 31.5 1578	18 × 31.5 1812							
2200	10 × 16 713	10 × 16 774	10 × 20 898	12.5 × 25 1206	16 × 25 1426	16 × 31.5 1709	18 × 31.5 1935							
3300	10 × 20 909	10 × 20 978	12.5 × 20 1184	16 × 25 1562	16 × 31.5 1769	18 × 35.5 2152								
4700	12.5 × 20 1189	12.5 × 20 1272	12.5 × 25 1459	16 × 25 1752	16 × 35.5 2073									
6800	12.5 × 25 1445	16 × 25 1529	16 × 25 1811	16 × 35.5 2176	18 × 40 2510	← Case size $\varnothing D \times L$ (mm) ← Ripple current (mA rms) at 105°C, 120Hz								
10000	16 × 25 1807	16 × 25 1892	16 × 31.5 2140	18 × 35.5 2497										
15000	16 × 31.5 2128	16 × 35.5 2313	18 × 35.5 2545											
22000	18 × 31.5 2411	18 × 35.5 2595												